



FABER-CASTELL
since 1761

COMICS

with *The Amazing*

All
about
Comics

This is how
to draw dynamic
characters

These writing
implements make
effective comics



Creative Studio

*Learn
how to draw
Comics*



Drawing Comics with Faber-Castell

The fascination of superheroes

More and more enthusiastic Comic fans want to create their own superheroes – with pen and paper. Together with Peruvian comic illustrator Alvaro Feliu, Faber-Castell has developed a new creative concept for the analogue trend. It comprises five comic drawing sets which are all part of a comic story about “The Famazings”, a family of four superheroes each with very special capabilities. Each of the new Comic drawing sets from Faber-Castell is dedicated to one member of the superhero family and that person’s characteristic superpower.

Take a look at the following pages and we will show you step by step how you can draw superheroes yourself and how to breathe life into our “Famazings”!







Hi,
I'm
Chris



You've always wanted
to know how to draw
comics like this? I'll
try to show you how
it's done.

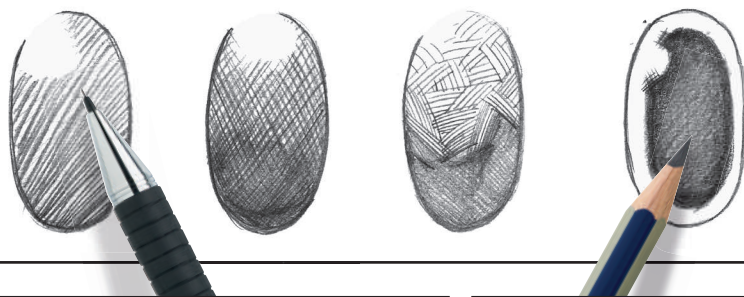


When you are
drawing, make sure
you use smooth paper
on which lines are
clearly defined and
don't frazzle.



For sketching you use a
range of different graphite
pencils.


Use the Grip Matic mechanical pencil for parallel and cross hatching. The Goldfaber graphite pencil is just great for creating shaded areas.



If you paint over
a blue sketch with
black India ink, the
blue lines don't
show through in
a scan.



Great
trick, isn't
it!?



Use a fineliner XS for the finest lines.



Pitt Artist Pen XS



A fineliner F for medium-fine lines.



Pitt Artist Pen F



And a Pitt Artist Pen brush to fill in large areas.



Pitt Artist Pen brush



Sharpeners, erasers, rulers and compasses are all great aids and you should always have them to hand.



Goldfaber colour pencils are ideal for the final colouring in.







There are various ways of creating spatial depth. The simplest method is overlapping.

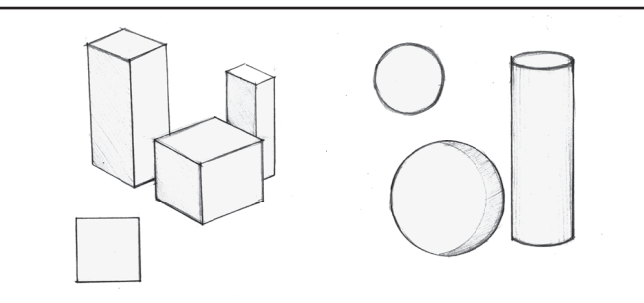


You can also portray depth by using different sizes.






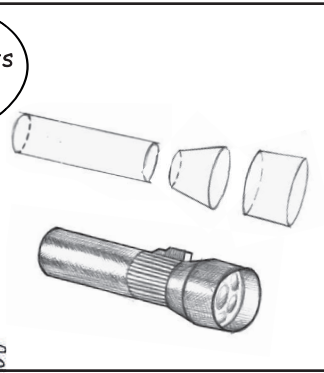

Geometric shapes help you draw objects and buildings. You can use them as a base for virtually anything.



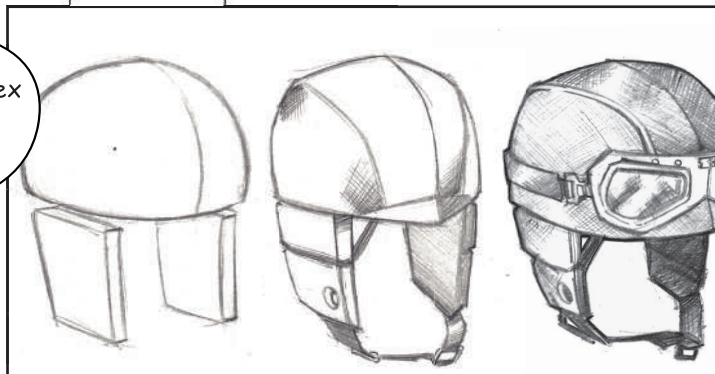
Draw them from all possible perspectives to get a feeling for dimensions.




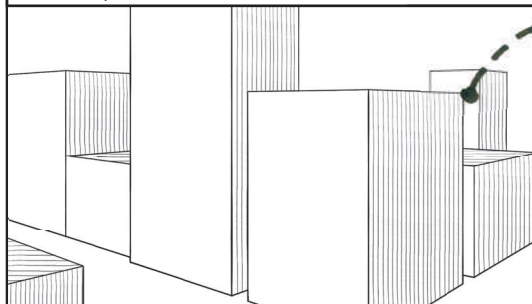
Draw everyday objects with geometric shapes.



Even an object as complex as this can be created from basic shapes.

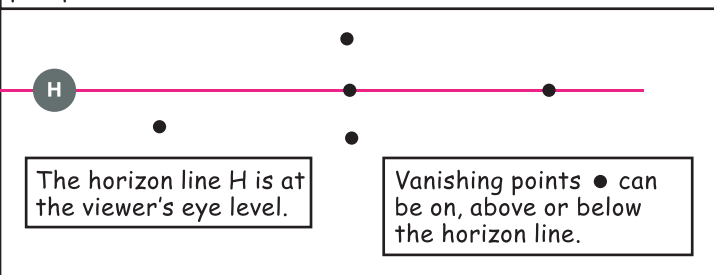


And that is exactly how you create the view of a city.


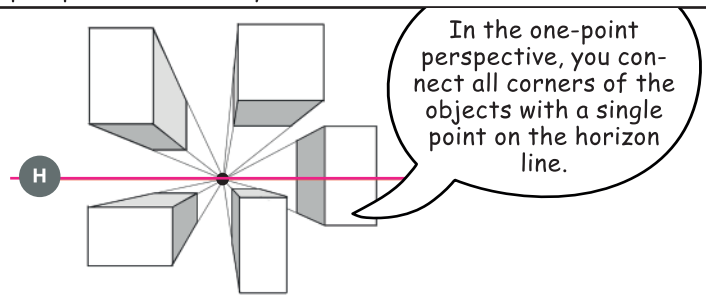





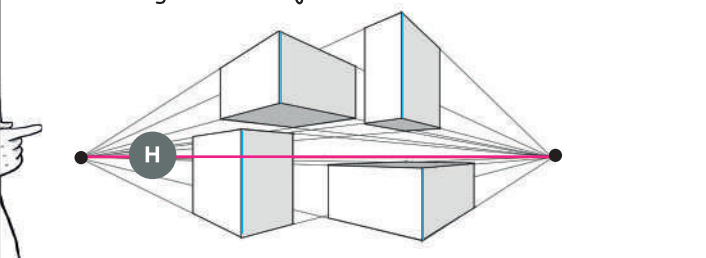
No doubt you have already heard the terms horizon line and vanishing point. These are very important for drawing perspectives.




Drawings that use the one-point, two-point or three-point perspective are really effective.



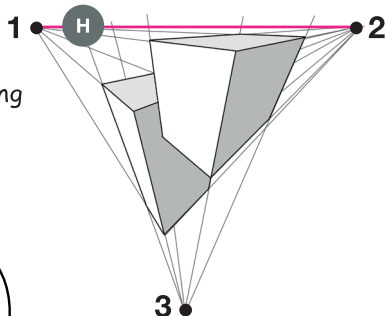
Now connect the blue front edges of the objects with the left-hand and right-hand vanishing point. You draw all vertical lines which limit the objects in depth parallel to the front edge of the objects.



In the three-point perspective, the third vanishing point is above or below the horizon line.



In the bird's eye view, the third vanishing point is a long way below the horizon line. The reader has the feeling he's looking down on the world.

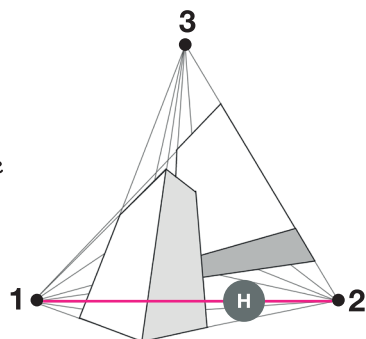


In both perspectives, all vertical object edges run together in the third vanishing point.


It can be very close or a long way away from the horizon line.



In the worm's eye view, the third vanishing point is a long way above the horizon line. This gives the reader the feeling that he has to look up and he feels small.



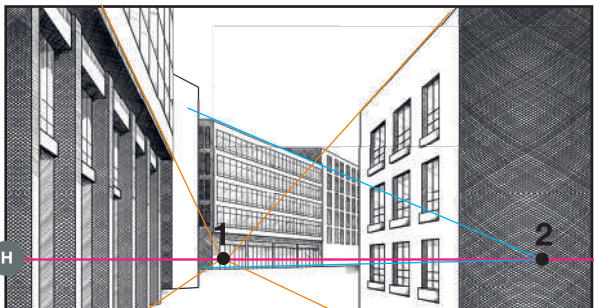

With a bird's eye view, street canyons look fantastic. This is where flying superheroes come into their own.



In the worm's eye view, it's relatively simple to give the reader a feeling of powerlessness or fear.



Walls and buildings are not always at right angles to each other.



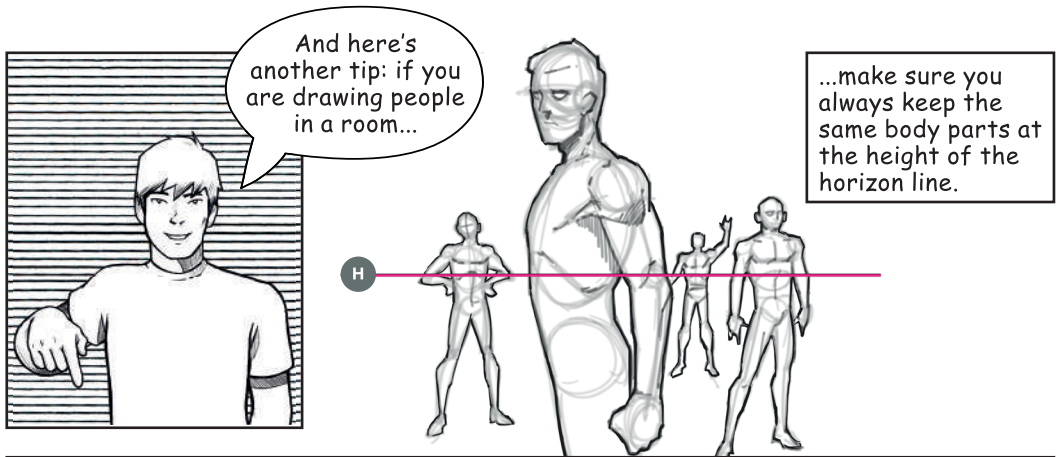
Different angles result in different vanishing points on the horizon line for the walls.

Practice drawing perspectives with the help of photos or draw outside.




To end up with realistic-looking drawings, you will have to dedicate time to drawing perspectives.





The views of the island Ignivo give you lots of examples of how to draw landscapes and imaginary buildings with the right perspective.



On the following pages you will become acquainted with the Famazings - a family of superheroes - and you'll find out more about the island Ignivo.


The Famazings

Really, the Famazings are a totally normal family - if it wasn't for their superpowers which mean they are superheroes. In their fight against evil, they help fellow citizens who are in danger.

When a volcano erupted on the island of Ignivo - when Ben's great grandparents were alive - strange substances from the Earth's core were catapulted into the atmosphere. These substances changed the bodies and the thinking of the island dwellers who were given superpowers. Having superpowers is very often handed down from one generation to the next.



Ben Murray has supernatural strength and endurance.




Sgt. Robustus

Abbey Murray has telekinetic powers. She can read minds and has healing power.



Zynergy

Dylan Murray can fly. But his wings remain invisible to others.



Airling



Rachel Murray can turn into other beings - depending on her emotions.



Shiftress


The Famazings

This is where the story of the Famazings begins. Their ancestors lived on the island Ignivo, in the middle of the ocean.



It was a totally normal day when the destiny of the island dwellers was to change.

The Amazing



In the holy palace at the foot of the volcano...


...the inhabitants of the island had gathered together...

...to pay homage to the high sage.


Fate will change us all!

On their way home, a thundering noise startled them. What on earth was going on here?

The Amazing



A volcano had erupted! Large amounts of lava covered the island, with plasma beams hitting the people and houses.



The island dwellers ran for their lives, not realising that the beams that had been released would change them into heroes with superpowers.

Pitt Artist Pen



26 71 94



26 71 95



26 71 96



26 71 91



16 71 95

